

NEBRASKA WORKFORCE TRENDS

AUGUST 2022 ISSUE | NEBRASKA DEPARTMENT OF LABOR

Image by zorandim from 123rf



Inside this issue

**Nebraska's Outdoor
Recreation Workforce**

**Employment in Nebraska's
Rural Economic Regions**

**Occupational Profile:
Agricultural Engineers**

Contents

3

**Nebraska's Outdoor
Recreation Workforce**

7

**Employment in Nebraska's
Rural Economic Regions**

5

Occupational Profile: Agricultural Engineers

11

Economic Indicators

Credits

Research Analysts

Nancy Arroyo-Petri
Rachel Eckloff
Kevin Obrist
Kermit Spade

Graphic Designer

Hillary Lee

Editors

Rachel Eckloff
Grace Johnson

Research Supervisor

Brandon Jones

Research Administrator

Scott Hunzeker

June Openings & Expansions

Kermit Spade, Research Analyst

Business Category	Business Name	Location
Construction	Big H Home Services, LLC (Opening)	Columbus
Finance, Insurance, Real Estate, & Rental/Leasing	Hoppe Development Antelope Tower (Opening)	Lincoln
	Q Sisters Bounce, LLC (Opening)	Columbus
Food Services	Hatchett Jaxx (Opening)	Plattsmouth
	Pedal Pub Therapy (Opening)	Norfolk
	Pita and Naan (Opening)	Lincoln
Health Care & Social Assistance	CHI Health St. Elizabeth (Cardiac Rehab) (Opening)	Lincoln
	Heartland Center for Reproductive Medicine (Opening)	Lincoln
Information	Vyve Business Solutions (Opening)	Columbus
Manufacturing	Prime Metal Products (Expansion)	Gering
Other Services	Firestone Complete Auto Care (Opening)	Lincoln
	Tommy's Car Wash (Opening)	Columbus
Wholesale & Retail Trade	Bend the Trend (Opening)	Norfolk

Source: Nebraska Department of Labor

Openings and expansions listed are a sampling of activity reported for that month. Some activity may have occurred outside the month. If you have an opening or expansion to report, contact us at LMI_NE@nebraska.gov.

Nebraska's Outdoor Recreation Workforce

Nancy Arroyo-Petri, Research Analyst

There are a wide variety of things to do outside in Nebraska. Outdoor recreation contributes greatly to our quality of life and economy. According to the Nebraska Game and Parks Commission's 2021 annual report, hunting, fishing, wildlife viewing, and state park visitation supports more than 24,000 Nebraska jobs and has an economic impact of more than \$2.64 billion annually. (1)

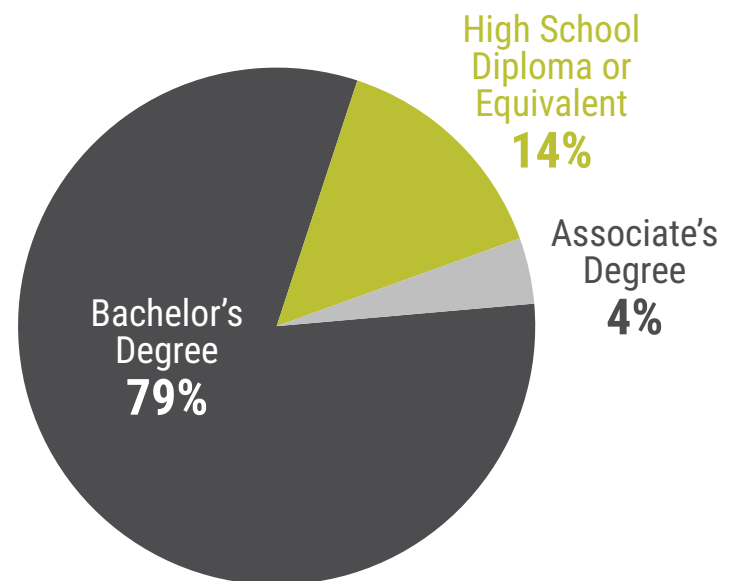
Nebraska's state park system is made up of 78 areas encompassing 105,366 acres, including eight states parks, 58 state recreation areas, 10 state historical parks, and 2 state recreation trails. (1) The Nebraska Game and Parks Commission directly employs nearly 1,500 workers during peak summer months, and many more Nebraska jobs are supported directly or indirectly by outdoor recreation. (2) Nebraska's outdoor recreation workforce is employed in a wide range of occupations.

To keep the state's parks and recreation areas safe, the Nebraska Game and Parks Commission employed 68 fulltime conservation officers in 2021. (1) Primary job duties for conservation officers include:

- **Patrolling assigned areas to enforce game, fish, or boating laws or to manage wildlife programs, lakes, or land;**
- **compiling and presenting evidence for court action;**
- **investigating hunting accidents or report of fish or game law violation;**
- **protecting and preserving native wildlife and plants of ecosystems.**

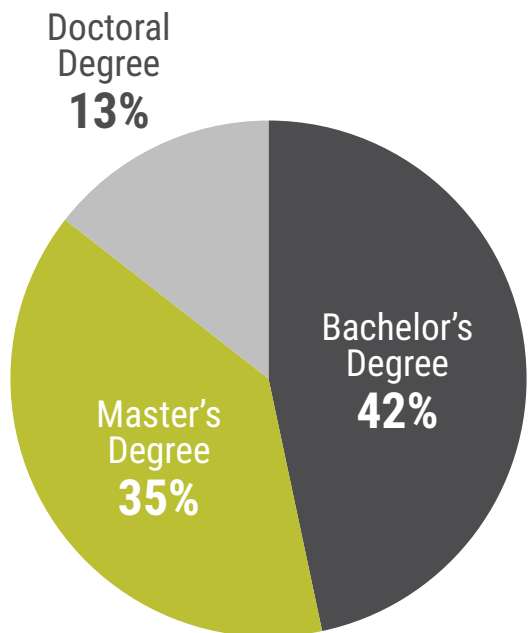
Prospective conservation officers typically require several years of related experience and/or vocational or on-the-job training to qualify, and some positions may require a bachelor's degree. According to the United States Bureau of Labor Statistics (BLS), Nebraska conservation officers earned an average annual wage of \$59,570 in 2021, or \$28.64 per hour. (3)

Typical Education Level Required: Fish and Game Wardens including Conservation Officers



Source: U.S. Department of Labor, Employment and Training Administration. Occupational Information Network (O*NET). <https://www.onetonline.org>.

Typical Education Level Required: Zoologists and Wildlife Biologists



Source: U.S. Department of Labor, Employment and Training Administration. Occupational Information Network (O*NET). <https://www.onetonline.org>.

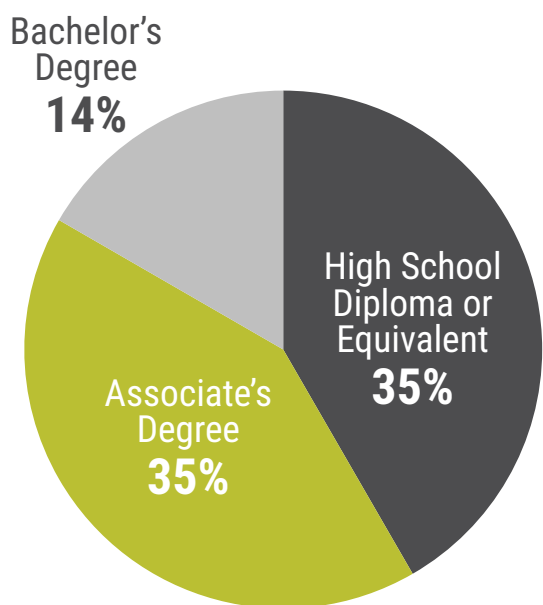
Zoologists and wildlife biologists also play an important role in maintaining the health of Nebraska's outdoor spaces and visitors' ability to enjoy them. As of May 2021 data, there were an estimated 140 of them working in Nebraska across all industries, including both public and private sector employment. (4) **Their typical job duties include:**

- **Collecting and analyzing biological data to determine the environmental effects of present and potential use of land and water habitats;**
- **making recommendations on management systems and planning for wildlife populations and habitat;**
- **inventorying or estimating plant and wildlife populations;**
- **disseminating information, making presentations, and giving talks for schools, clubs, interest groups and park interpretive programs;**
- **checking for, and ensuring compliance with, environmental laws, and notifying law enforcement when violations are identified.**

Zoologists and wildlife biologists earned an average of \$53,230 annually in Nebraska in 2021. These jobs typically require at least a bachelor's degree, and may require a master's or doctorate degree. (3)

Working alongside wildlife biologists are forest and conservation technicians, with approximately 100 people employed in this occupation across all industries statewide in May 2021. (4) Their job duties typically involve providing assistance with managing, protecting, and improving habitats and natural resources and maintaining recreational facilities. In Nebraska, the 2021 average annual wage for forest and conservation technicians was \$41,140. These jobs usually require some combination of on-the-job training, vocational school training, and/or an associate degree. (3)

Typical Education Level Required: Forest and Conservation Technicians



Source: U.S. Department of Labor, Employment and Training Administration. Occupational Information Network (O*NET). <https://www.onetonline.org>.

Outdoor recreation in Nebraska supports **24,000 jobs** and **\$2.64 billion** in annual economic activity.

With so much to do outside, it's no wonder that outdoor recreation in Nebraska supports 24,000 jobs and \$2.64 billion in annual economic activity. Whether you want to take a walk, catch some fish, or are looking for a job that allows you to connect with nature, Nebraska's parks and outdoor recreation spaces have much to offer.

Sources:

1. Nebraska Game and Parks Commission. 2021 Annual Report. [Online] 2021. http://outdoornebraska.gov/wp-content/uploads/2022/02/2021-Annual-Report_1.pdf.
2. About Us. [Online] 2022. <http://outdoornebraska.gov/about/>.
3. U.S. Department of Labor, Employment and Training Administration. Occupational Information Network (O*NET). 33-3031.00 - Fish and Game Wardens, 19-1023.00 - Zoologists and Wildlife Biologists, 19-4071.00 - Forest and Conservation Technicians. [Online] 2022. <https://www.onetonline.org>.
4. Nebraska Department of Labor. Occupational Wage and Employment Statistics (OEWS). NEworks. [Online] Q1 2022. <https://networks.nebraska.gov>.

Occupational Profile: Agricultural Engineers

Rachel Eckloff, Research Analyst

Agricultural engineers “apply knowledge of engineering technology and biological science to agricultural problems concerned with power and machinery, electrification, structures, soil and water conservation, and processing of agricultural products.” (1)

As of May 2021 data, there were an estimated 70 agricultural engineers working in Nebraska. (2)

Duties:

According to the U.S. Bureau of Labor Statistics (BLS), typical duties for coaches and scouts include (1):

- using computer software to design equipment, systems, or structures;
- modifying environmental factors that affect animal or crop production, such as airflow in a barn or runoff patterns on a field;
- testing equipment to ensure its safety and reliability;
- overseeing construction and production operations;
- planning and working together with clients, contractors, consultants, and other engineers to ensure effective and desirable outcomes.

Educational Requirements:

Most jobs for agricultural engineers require at least a bachelor’s degree, as well as several years of work-related experience or on-the-job training. When asked what level of educational attainment was necessary to qualify for their jobs, about 69% of agricultural engineers nationwide reported needing a bachelor’s degree. Some agricultural engineering positions may also require advanced educational credentials, such as a master’s degree (12% of jobs nationwide) or post-baccalaureate certificate (12% of jobs nationwide). (1)

Many agricultural engineers will also need to obtain a professional engineering license, which allows them to “oversee the work of other engineers, sign off on projects, and provide services directly to the public.” (3) In addition to completing an engineering degree from an accredited program, licensure in Nebraska requires passage of the Fundamentals of Engineering Exam (FE) and the Principles and Practice of Engineering (PE) Exam, as well as an exam covering Nebraska rules and regulations, and at least four years of progressive engineering experience. (4)

For more information on engineering licenses in Nebraska, consult NDOL’s guide to [Licensed Occupations in Nebraska](#) or the [State of Nebraska Board of Engineers and Architects](#).

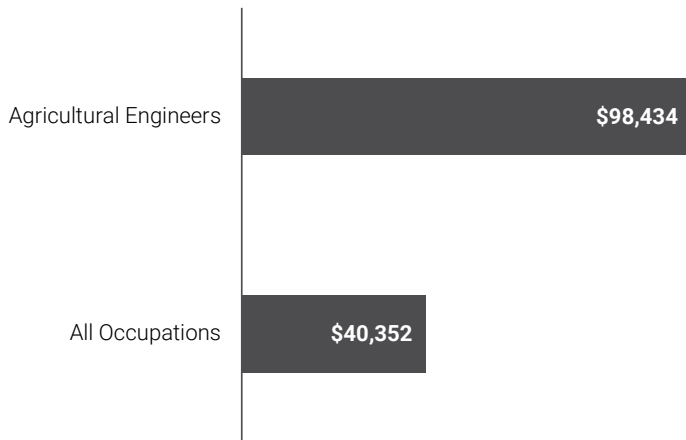
1 in 4

Share of all jobs in Nebraska that are in some way related to agriculture. (5)

Nebraska Wages:

The median annual wage for coaches and scouts in Nebraska was \$98,434 as of the first quarter of 2022. This was higher than the median wage for all occupations, which was \$40,352. (2)

Nebraska Wages for Agricultural Engineers, Q1 2022

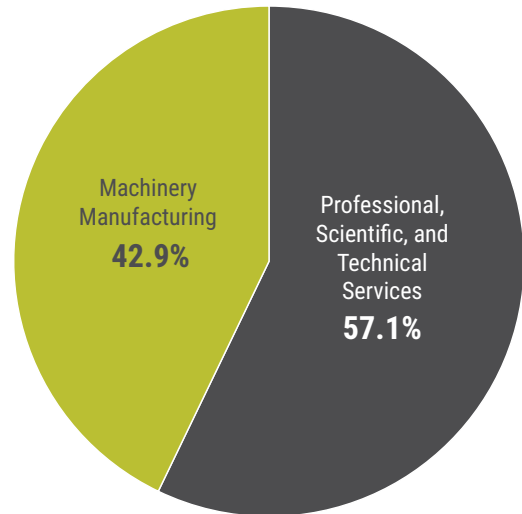


Source: Nebraska Department of Labor. Occupational Employment and Wage Statistics (OEWS). Q1 2022. networks.nebraska.gov.

Industry of Employment:

The top industry of employment for Nebraska’s agricultural engineers as of first-quarter 2022 data was professional, scientific, and technical services (57.1%). Machinery manufacturing (42.9%) was also a major employer of workers in this occupation.

Nebraska Industry of Employment for Agricultural Engineers, Q1 2022*



Source: Nebraska Department of Labor. Occupational Employment and Wage Statistics (OEWS). Q1 2022. networks.nebraska.gov. *Publishable data only.

Nebraska Employment** and Wages by Top Industries of Employment for Agricultural Engineers, Q1 2022

Professional, Scientific, and Technical Services	40	\$101,635
Machinery Manufacturing	30	\$79,482

Source: Nebraska Department of Labor. Occupational Employment and Wage Statistics (OEWS). Q1 2022. networks.nebraska.gov.

** Employment estimates are as of May 2021 data.

Sources:

1. U.S. Department of Labor, Employment and Training Administration. Occupational Information Network (O*NET). 17-2021.00 - Agricultural Engineers. [Online] 2022. <https://www.onetonline.org/link/summary/17-2021.00>.
2. Nebraska Department of Labor. Occupational Employment and Wage Statistics. [Online] Q1 2022. networks.nebraska.gov.
3. U.S. Bureau of Labor Statistics. Occupational Outlook Handbook. Agricultural Engineers. [Online] 2022. <https://www.bls.gov/ooh/architecture-and-engineering/agricultural-engineers.htm>.
4. Nebraska Department of Labor. NEworks. Licensed Occupations in Nebraska (2021). [Online] https://networks.nebraska.gov/admin/gsipub/htmlarea/uploads/Licensed%20Occupations%20Publication%202021_Final.pdf.
5. Nebraska Department of Agriculture. Nebraska Agriculture Fact Card. [Online] February 2022. <http://www.nda.nebraska.gov/facts.pdf>.

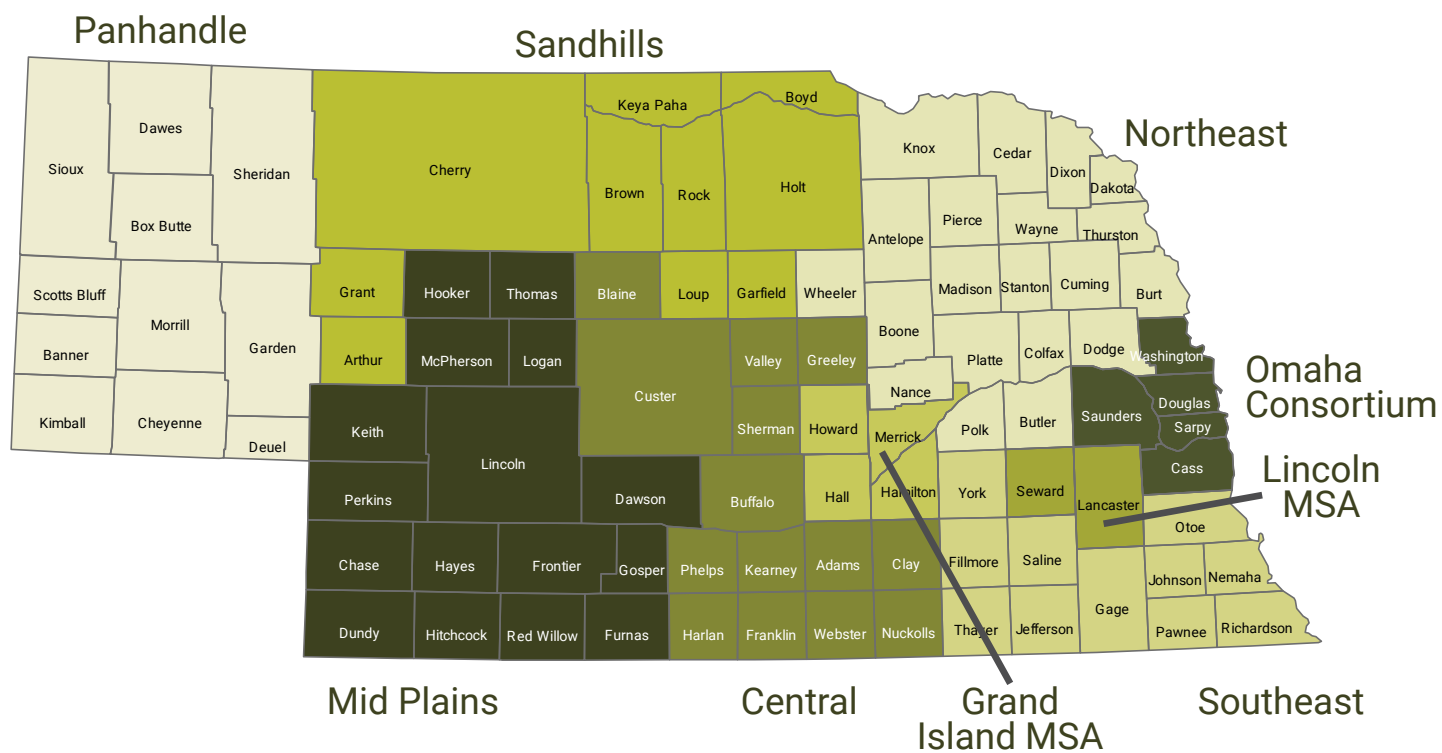
92%

Share of the total land area of Nebraska used for farming and ranching. (5)

Employment in Nebraska's Rural Economic Regions

Kevin Obrist, Research Analyst

While 64.8% of Nebraska's population resides in the economic regions associated with the Omaha, Lincoln, and Grand Island metropolitan statistical areas (MSAs), Nebraska's Quarterly Census of Employment and Wages provides plenty of data covering the rural economic regions of the state and how they compare to each other and the metropolitan areas. (1) Nebraska has six rural economic regions: Northeast, Southeast, Central, Mid Plains, Sandhills, and Panhandle. Data comes from the third quarter (July-September) of 2021.



Central Region

In the Central Region, the industry sector with the highest weekly wages as of the third quarter of 2021 was utilities (\$1,525), which was \$343 below the statewide average weekly pay in utilities (\$1,868), and \$589 below the average weekly wage for utilities workers in the Omaha metropolitan area (\$2,114), who earned the state's highest wages in utilities. Average utilities wages were slightly higher in two other rural regions, Mid-Plains (\$1,611) and Northeast (\$1,585), than they were in the Central Region. Management of companies and enterprises (\$1,130) paid the Central Region's second-highest wages, followed by finance and insurance (\$1,094).

The industry sectors with the highest number of establishments in the Central Region were health care and social assistance (765), retail trade (614), and construction (550). The Central Region ranked #2 for most health care and social assistance establishments among Nebraska's rural regions, trailing only the Northeast Region (1,046 establishments). There were a total of 11,061 health care and social assistance establishments statewide, with the largest number found in the Omaha MSA (4,329) and the Lincoln MSA (2,220). The Grand Island MSA had a number of health care and social assistance establishments comparable with the state's rural regions, at 420.

Mid-Plains Region

In the Mid-Plains Region, utilities led the way in highest average weekly wages, followed by management of companies and enterprises, and wholesale trade. The Mid-Plains Region ranked first among the rural regions for average pay in the utilities industry sector.

The sectors with the most establishments in the Mid-Plains Region were health care and social assistance; retail trade; and agriculture, forestry, fishing, and hunting. The Mid-Plains Region ranked fourth among the six rural regions for number of health care and social assistance establishments. The Northeast Region had the largest number of construction industry establishments of any rural region (876), while the Sandhills had the fewest (110). In the state's metropolitan areas, the Grand Island MSA had 333 construction industry establishments, the Lincoln MSA had 126, and the Omaha MSA had 2,993.

Northeast Region

The Northeast Region had the highest all-industries weekly wage of Nebraska's six rural economic regions (\$902), and also had the largest total number of establishments (8,229).

In the Northeast Region, the industry sectors with the highest average weekly wages were management of companies and enterprises, followed by utilities, and manufacturing. The average weekly wage for management of companies and enterprises workers in the Northeast was \$1,853. This was the highest of the all the rural regions, and also exceeded the Grand Island MSA, which had an average weekly wage of \$1,182 for management of companies and enterprises. Average weekly wages in this sector in the Lincoln and Omaha MSAs were \$1,586 and \$2,076 respectively. The overall state average in management of companies and enterprises was \$1,921.

The sector with the highest number of establishments in the Northeast Region was health care and social assistance, followed by retail trade, and construction. The Northeast Region had more health care and social assistance establishments (1,046) than any other rural region. The Panhandle Region had the second-most health care and social assistance establishments (671), and the Mid-Plains Region ranked third (578).

35.2%

Share of Nebraska's total population that lives in the state's rural regions (defined as those outside of the counties associated with the Grand Island, Lincoln, or Omaha metropolitan areas).

26,718

Number of business establishments located throughout Nebraska's six rural economic regions as of third-quarter 2021 data.

Panhandle Region

For the Panhandle Region of the state, we again see management of companies and enterprises leading the way for highest weekly wage (\$1,363). The Panhandle had the #2 highest average weekly wages in this sector among the state's rural regions, behind the Northeast Region (\$1,853). The utilities sector had the second-highest average weekly wage in the Panhandle Region (\$1,349), followed by mining, quarrying, and oil and gas extraction (\$1,149).

Health care and social assistance had the most establishments, followed by retail trade and accommodation and food service. This was the only region where accommodation and food service establishments ranked in the top three. However, when compared to other rural regions in Nebraska, the Panhandle had the smallest number of establishments in the accommodation and food service sector.

Sandhills Region

In the Sandhills Region, the industry sectors with the highest average weekly wages were utilities; management of companies and enterprises; and mining, quarrying, and oil and gas extraction. This was the only region statewide where the mining, quarrying and oil and gas extraction sector ranked in the top three. In the Central and Northeast Regions, the mining, quarrying, and oil and gas extraction sector fell into the middle of the pack, and last or near-last in the remaining three rural regions.

The highest number of establishments in the Sandhills Region were found in agriculture, forestry, fishing, and hunting; retail trade; and health care and social assistance. This was the only region where the agriculture, forestry, fishing, and hunting industry ranked first in number of establishments, with 179. However, the Sandhills Region still had fewer total establishments in this sector than any other rural region. The Northeast Region had the most establishments in agriculture, forestry, fishing, and hunting, at 541.

Southeast Region

In the Southeast Region, management of companies and enterprises led the way for highest weekly wage, followed by wholesale trade; and mining, quarrying, and oil and gas extraction. The wholesale trade sector ranked second for this region, its highest rank among the state's rural regions. Comparing wages with the other rural regions, wholesale trade in the Southeast Region was the third-highest (\$1,148), trailing the Northeast (\$1,159) and Mid-Plains (\$1,190) Regions.

Health care and social assistance had the highest number of establishments of any sector in the Southeast Region, followed by retail trade, and construction. The retail trade sector ranked second in number of establishments for this region, and also ranked second for all of the other rural regions. The Northeast Region had the most total retail establishments at 950.

Average All-Industries Weekly Wages by Economic Region, Q3 2021

Rank	Region	Average Weekly Wage
1	Northeast	\$899
2	Southeast	\$860
3	Mid-Plains	\$842
4	Central	\$839
5	Panhandle	\$801
6	Sandhills	\$720

Total Number of Establishments (All Industries) by Economic Region, Q3 2021

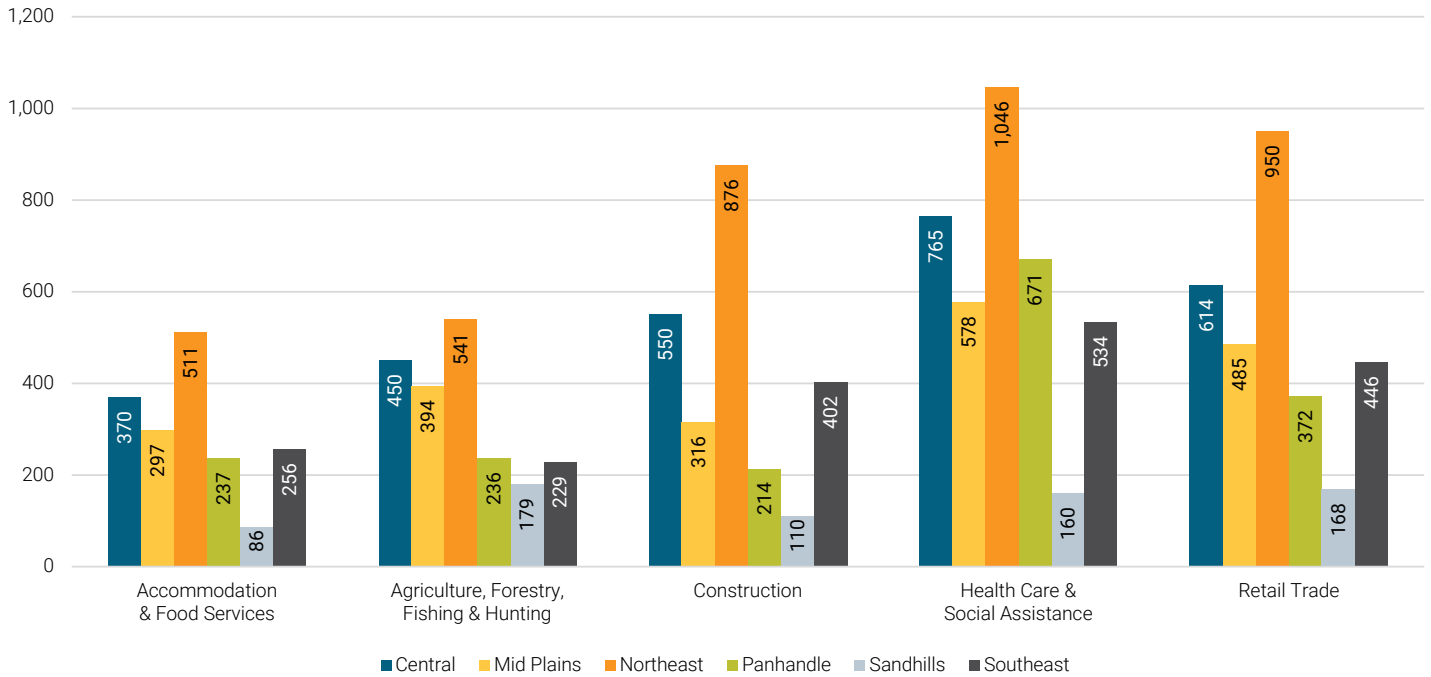
Rank	Region	Establishments
1	Northeast	8,229
2	Central	5,594
3	Mid-Plains	4,094
4	Southeast	4,014
5	Panhandle	3,340
6	Sandhills	1,447

The Final Word

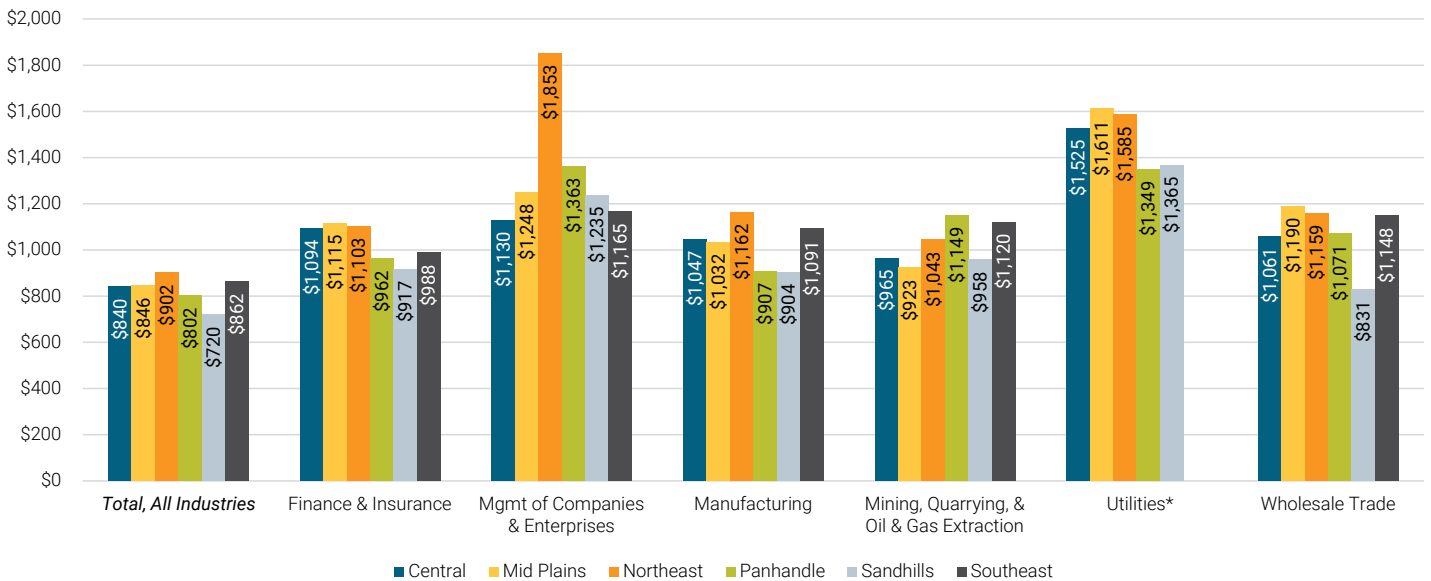
Looking at the overall top average weekly wage by sector, management of companies and enterprises ranked first or second in all six rural regions. Utilities had the highest average weekly wage in three regions: Central, Mid Plains, and Sandhills.

In terms of number of establishments, health care and social assistance ranked first in all rural regions except for the Sandhills, where it ranked third, and retail trade ranked second in all six rural regions. Construction ranked third in the Central, Northeast and Southeast Regions. Agriculture, forestry, fishing, and hunting ranked first in the Sandhills and third in the Mid-Plains Regions.

Industry Sectors with Most Establishments by Economic Region



Industry Sectors with Highest Average Weekly Wage by Economic Region



*Data not available for the Southeast Region due to disclosure suppression.

Sources:

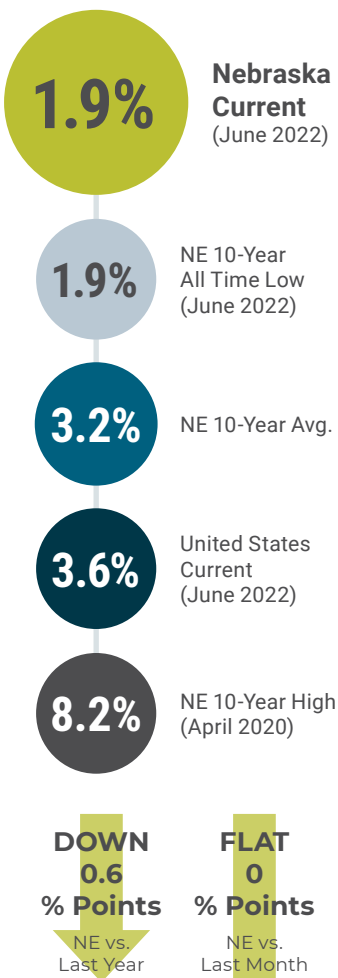
1. U.S. Census Bureau. Decennial Census. 2020 Census Redistricting Data (Public Law 94-171). [Online] 2020. <https://data.census.gov/cedsci/table?t=Populations%20and%20People&g=0400000US31%24050000&tid=DECENNIALPL2020.P1>.

Economic Indicators

Kermit Spade, Research Analyst

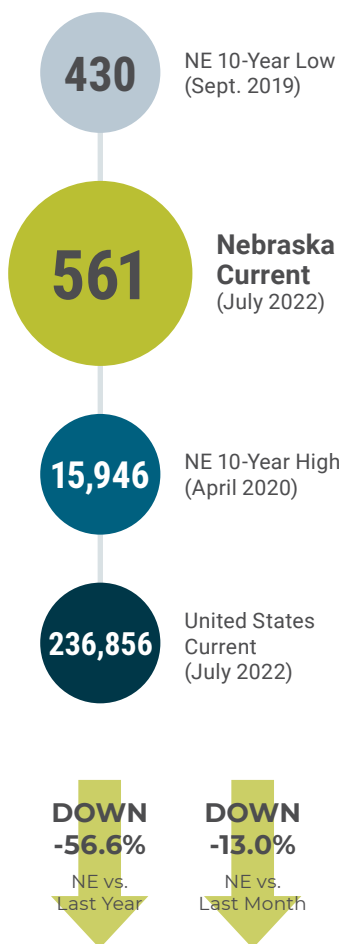
Unemployment Rate

Seasonally Adjusted



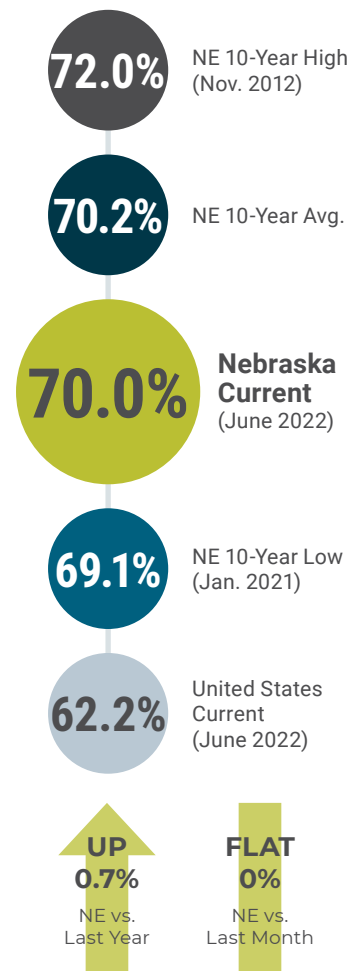
Initial Unemployment Claims

Monthly Avg. Number of Claims per Week



Labor Force Participation Rate

Seasonally Adjusted



The unemployment rate represents the number of unemployed persons as a share of the labor force. Unemployed persons are those ages 16 years and older who had no work during the reference period, but who were available for and actively seeking work.

(For more on defining 'labor force,' see Labor Force Participation Rate.)²

NE- Nebraska Department of Labor. Local Area Unemployment Statistics (LAUS). Unemployment Rate (%). NEworks. <https://neworks.nebraska.gov>.
U.S.- U.S. Bureau of Labor Statistics. Labor Force Statistics from the Current Population Survey. (Seas) Unemployment Rate. Series ID LNS14000000. <https://data.bls.gov/PDQWeb/ce>

An initial claim is a request for determination of UI program eligibility filed by an unemployed individual following a separation from an employer. It can serve as an indicator of emerging labor market conditions in the area.¹

NE- U.S. Employment & Training Administration. Initial Claims in Nebraska (NEICLAIMS). Retrieved from Federal Reserve Bank of St. Louis. <https://fred.stlouisfed.org/series/NEICLAIMS>.
U.S.- U.S. Employment & Training Administration. Initial Claims (ICNSA). Retrieved from Federal Reserve Bank of St. Louis. <https://fred.stlouisfed.org/series/ICNSA>.

The labor force participation rate measures the labor force (people working or looking for work) as a percentage of the total civilian, noninstitutionalized population, age 16 and over.³

NE- U.S. Bureau of Labor Statistics. Labor Force Participation Rate for Nebraska (LBSSA31). Retrieved from Federal Reserve Bank of St. Louis. <https://fred.stlouisfed.org/series/LBSSA31>.
U.S.- U.S. Bureau of Labor Statistics. Civilian Labor Force Participation Rate (CIVPART). Retrieved from Federal Reserve Bank of St. Louis. <https://fred.stlouisfed.org/series/CIVPART>.

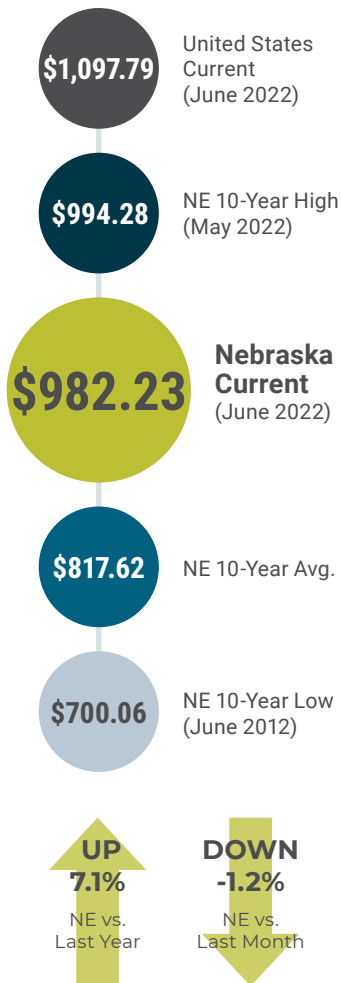
Data Sources: [Retrieved: June 2022.]

Economic Indicators

Kermit Spade, Research Analyst

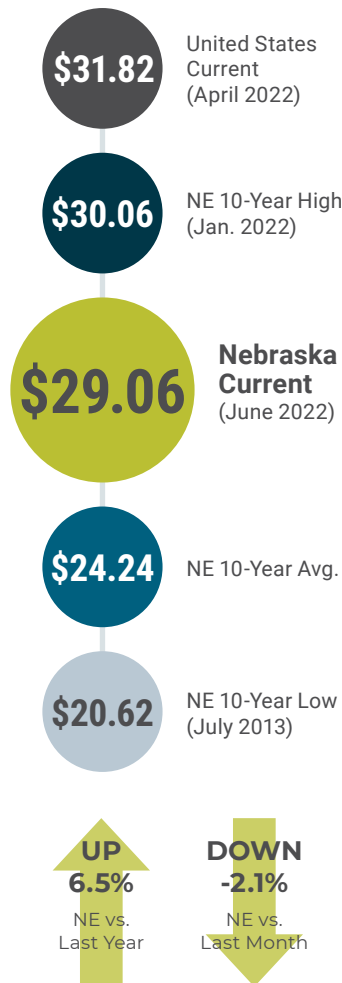
Avg. Weekly Earnings

All Private Employees
Not Seasonally Adjusted



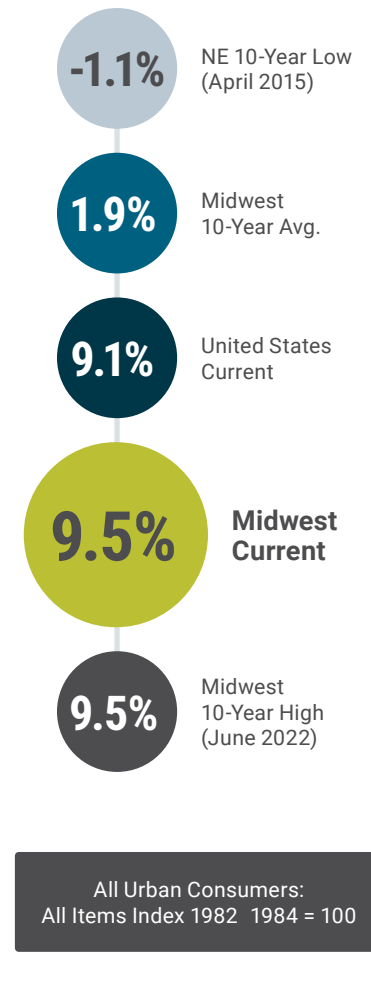
Avg. Hourly Earnings

All Private Employees
Not Seasonally Adjusted



Consumer Price Index

12-Month % Change
Not Seasonally Adjusted



Average weekly earnings represents the mean pay received by workers for services performed over the course of one week.⁴

NE- U.S. Bureau of Labor Statistics. State and Area Employment, Hours, & Earnings. Average Weekly Earnings of All Employees, In Dollars. Nebraska (Statewide): Total Private, Not Seasonally Adjusted. Series ID SMU31000000500000011.

<https://data.bls.gov/PDQWeb/sm>.

U.S.- U.S. Bureau of Labor Statistics. Employment, Hours, & Earnings from the Current Employment Statistics Survey (National). Average Weekly Earnings of All Employees: Total Private, Not Seasonally Adjusted. Series ID CES0500000011.

<https://data.bls.gov/PDQWeb/ce>.

Average hourly earnings represents the mean pay received by workers for services performed during one hour of work.⁵

NE- U.S. Bureau of Labor Statistics. State and Area Employment, Hours, & Earnings. Average Hourly Earnings of All Employees, In Dollars. Nebraska (Statewide): Total Private, Not Seasonally Adjusted. Series ID SMU31000000500000003.

<https://data.bls.gov/PDQWeb/sm>.

U.S.- U.S. Bureau of Labor Statistics. Employment, Hours, & Earnings from the Current Employment Statistics Survey (National). Average Hourly Earnings of All Employees: Total Private, Not Seasonally Adjusted. Series ID CEU0500000003.

<https://data.bls.gov/PDQWeb/ce>

The consumer price index (CPI) is a measure of the average change over time in the prices paid by consumers for goods and services. It is used to determine the real purchasing power of consumers' dollars, and as a measure of inflation.⁶

NE- U.S. Bureau of Labor Statistics. Consumer Price Index for All Urban Consumers: All Items in Midwest (CUUR0200SA0). Retrieved from Federal Reserve Bank of St. Louis.

<https://fred.stlouisfed.org/series/CUUR0200SA0#0>.

U.S.- U.S. Bureau of Labor Statistics. Consumer Price Index for All Urban Consumers: All Items (CPIAUCNS). Retrieved from Federal Reserve Bank of St. Louis.

<https://fred.stlouisfed.org/series/CPIAUCNS>.

Data Sources: [Retrieved: July 2022.]

1,038,733

Total Nonfarm Employment (filled jobs)

Not Seasonally Adjusted

for May 2022

Nonfarm employment, a count of filled jobs, was 1,038,733 in June, up 3,664 over the month and up 21,630 over the year. Private industries with the most growth month to month were leisure and hospitality (up 2,781), mining and construction (up 2,677), and manufacturing (up 1,402). Private industries with the most growth year to year were education and health services (up 5,430); trade, transportation, and utilities (up 4,785); and leisure and hospitality (up 3,722).

Data Source:

NE- Nebraska Department of Labor. Current Employment Statistics. NEworks. networks.nebraska.gov/ces.

52,199

Job count on NEworks as of
August 11, 2022

87,343

Total job count on NEworks for the
month of June 2022

This number reflects the number of job openings advertised online in Nebraska as of June 2022. It is de-duplicated for statistical analysis.

Data Source:

NE- Nebraska Department of Labor. Online advertised jobs data. NEworks. networks.nebraska.gov.

Labor market information is updated continuously.
For the latest data, visit networks.nebraska.gov or contact us at 800-876-1377 or email Imi_ne@nebraska.gov.

Nebraska Workforce Trends is published by the Nebraska Department of Labor in cooperation with the U.S. Department of Labor, Bureau of Labor Statistics.

This workforce product was funded by a grant awarded by the U.S. Department of Labor's Employment and Training Administration. The product was created by the recipient and does not necessarily reflect the official position of the U.S. Department of Labor. The Department of Labor makes no guarantees, warranties, or assurances of any kind, express or implied, with respect to such information, including any information on linked sites and including, but not limited to, accuracy of the information or its completeness, timeliness, usefulness, adequacy, continued availability, or ownership. This product is copyrighted by the institution that created it. Internal use by an organization and/or personal use by an individual for non-commercial purposes is permissible. All other uses require the prior authorization of the copyright owner.

Helpful Links

[Labor Market Publications](#)

[Previous Issues](#)

NEworks.nebraska.gov



Equal Opportunity Employer/Program.
TDD: 1.800.833.7352

Auxiliary aids and services are available upon request to individuals with disabilities.